



## KIT-TZ35-ZKE (CS-TZ35ZKEW + CU-TZ35ZKE)



### AC Quick Selector

Helping you to find the Air Conditioning solution for up to five individual rooms, in just a few clicks!

[TRY THE DOMESTIC AIRCON QUICK SELECTOR](#)



### AR Heat Pump Viewer

Interested to see how a Panasonic Air Conditioner looks in your home? Try the new Panasonic AR projector, utilising augmented reality!

[TRY THE AIR CONDITIONER AR HEAT PUMP VIEWER](#)



### Bringing nature's balance indoors

**nanoe<sup>+</sup> X, technology with the benefits of hydroxyl radicals.**

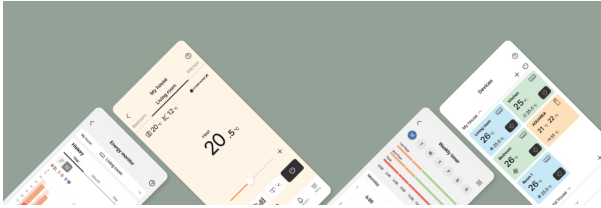
Abundant in nature, hydroxyl radicals (OH radicals) have the capacity to inhibit pollutants, certain viruses, and bacteria to clean and deodorise.

nanoe<sup>+</sup> X technology can bring these incredible benefits indoors so that hard surfaces, soft furnishings, and the indoor environment can be a cleaner and pleasant place to be, whether at home, at work, or visiting hotels, shops, restaurants etc.

[FIND OUT MORE](#)

**Panasonic Comfort Cloud App. Take control of your comfort**


[FIND OUT MORE](#)



**New Voice Control**

**Control without boundaries and get hands-free help to fully access the features of your air conditioners.**

[FIND OUT MORE](#)



**Only 779 mm  
TZ super-compact with nanoe™ X technology**

[FIND OUT MORE ABOUT TZ UNIT](#)

[FIND OUT MORE ABOUT SUPER-COMPACT UNITS](#)

<b>TZ super-compact with nanoe™ X R32</b>		<b>3.50 kW</b>
Cooling capacity (Min)	kW	0,85
Input power heating (Min)	kW	0,20
COP (Max) (1)	W/W	3,70
COP (Min) (1)	W/W	4,10
Heating capacity (Max)	kW	5,10
Heating capacity (Min)	kW	0,80
Input power cooling (Max)	kW	1,20
Input power cooling (Min)	kW	0,24
EER (Max) (1)	W/W	3,33
EER (Min) (1)	W/W	3,62
Cooling capacity (Max)	kW	4,00
Input power heating (Max)	kW	1,38
Operating range (Heat - Max)	°C	+24
Operating range (Heat - Min)	°C	-15
Operating range (Cool - Max)	°C	+43
Elevation difference (in/out) (6)	m	15
Outdoor dimension (Depth) (5)	mm	289
Outdoor dimension (Width) (5)	mm	780
Outdoor dimension (Height) (5)	mm	542
Outdoor sound pressure (Heat -Hi) (4)	dB(A)	50
Outdoor unit		CU-TZ35ZKE
nanoe X Generator		Mark 1
Outdoor air flow (Heat)	m³/min	29,7
Outdoor air flow (Cool)	m³/min	28,7
Indoor unit		CS-TZ35ZKEW
Indoor sound pressure (Heat -Q-Lo) (4)	dB(A)	22
Indoor sound pressure (Heat -Lo) (4)	dB(A)	33
Indoor sound pressure (Heat -Hi) (4)	dB(A)	42
Indoor sound pressure (Cool -Q-Lo) (4)	dB(A)	20
Indoor sound pressure (Cool -Lo) (4)	dB(A)	30
Moisture removal volume	L/h	2
Indoor air flow (Heat)	m³/min	12,3
Indoor air flow (Cool)	m³/min	11,8
Indoor connection indoor / outdoor	mm²	4 x 1,5
Indoor power source	V	230
Annual energy consumption heating (3)	kWh/a	852
Annual energy consumption cooling (3)	kWh/a	180
Input power cooling (Nominal)	kW	0,98
Pdesign (cooling)	kW	3,5
SEER (2)		6,80 A++
Outdoor net weight	kg	29
Outdoor sound pressure (Cool -Hi) (4)	dB(A)	48
Indoor net weight	kg	8
Indoor dimension (Height)	mm	290
Indoor sound pressure (Cool -Hi) (4)	dB(A)	42
SCOP (2)		4,60 A++
Pipe length range	m	3 ~ 15
Heating capacity at -7°C	kW	3,30
Kit		KIT-TZ35-ZKE
Additional gas amount	g/m	10

TZ super-compact with nanoe™ X R32		3.50 kW
Pipe length for additional gas	m	7,5
Pipe diameter (Gas)	Inch (mm)	3/8 (9,52)
Pipe diameter (Liquid)	Inch (mm)	1/4 (6,35)
Indoor dimension (Depth)	mm	209
Indoor dimension (Width)	mm	779
Indoor recommended fuse	A	16
Refrigerant (R32) / CO2 Eq.	kg / T	0,67 / 0,45
EER (Nominal) (1)	W/W	3,57
COP (Nominal) (1)	W/W	4,04
Heating capacity (Nominal)	kW	4,00
Cooling capacity (Nominal)	kW	3,50
Operating range (Cool - Min)	°C	-10
Input power heating (Nominal)	kW	0,99
Pdesign at -10°C	kW	2,8

## Complementary products

